




Club Health Assessment for District 32 C through February 2025

			Status	Membership							Reports					Finance		LCIF
Club Number	Club Name	Charter Date		Current Member Count	YTD Members Added	YTD Members Dropped	YTD Net Growth	YTD Net Growth%	Member Count 12 Months Ago	Avg. length of service for dropped members	Months Since Last MMR ***	Yrs. Since Last Officer Report	President Rotation	Vice President Reported ****	Months Since Last Activity Report ***	Account Balance	Donations for current Fiscal Year	
			Number of times on status quo within last two years	If below 15 members appears					If net loss is greater than 20% appears			If no report in 3 months appears in	When more than one year appears in	Number of repeat terms	Notes the officers that do not have an active	If no report at 12 months appears in red		
Clubs less than two years old																		
157755	Indian Land	04/08/2024	Active	21	4	5	-1	-4.55%	0	1	0				VP	0		\$70.00
156877	Murrells Inlet Burgess Community	12/20/2023	Active	25	9	12	-3	-10.71%	0	2	0		2		M,VP	1		\$350.00
Clubs more than two years old																		
11811	AIKEN	06/24/1935	Active	28	1	4	-3	-9.68%	0	2	2			N		0		\$2,000.00
Exc Award (06/30/2017, 06/30/2018, 06/30/20)																		
56808	AIKEN MID-DAY	04/03/1995	Active	17	0	0	0	0.00%	0		5				M,VP,SC	8		\$500.00
Exc Award (06/30/2021, 06/30/2022)																		
11813	ANDREWS	03/15/1945	Status Quo(1)	0	0	10	-10	-100.00%	0	22	2	1	None		P,S,T,M,VP SC	24+		
11873	AYNOR	01/23/1946	Active	30	1	2	-1	-3.23%	0	13	1				VP,SC	3		\$100.00
Exc Award (06/30/2023)																		
11815	BARNWELL	04/18/1946	Active	8	0	0	0	0.00%	0		42	1	None		P,S,T,M,VP SC	24+		
11817	BEAUFORT	03/22/1946	Active	27	3	3	0	0.00%	0	2	0			N	SC	0		\$1,634.00
Exc Award (06/30/2020, 06/30/2022, 06/30/20)																		
11875	BETHUNE	10/06/1952	Active	18	1	3	-2	-10.00%	0	13	4			R	M,SC	24+		\$100.00
Exc Award (06/30/2016)																		
153227	Bluffton SC	12/22/2022	Active	20	0	4	-4	-16.67%	0	2	0			N	M,SC	3		\$210.00
Exc Award (06/30/2023)																		
11823	BRUNSON	11/20/1951	Active	13	0	1	-1	-7.14%	0	19	5		2	R	SC	24+		\$550.00
11877	CAMDEN	09/04/1945	Active	21	1	1	0	0.00%	0	3	1		3	R	SC	5	90+ Days	
Exc Award (06/30/2021, 06/30/2022)																		
11880	CHERAW	09/20/1945	Active	7	0	2	-2	-22.22%	0	11	1		7		M,VP,SC	24+		
59710	CHESTERFIELD	06/24/1997	Active	19	2	1	1	5.56%	0	12	1			R	M,VP,SC	9		
11886	CONWAY	03/27/1939	Active	18	3	6	-3	-14.29%	0	16	1				M,VP,SC	2		\$505.00
Exc Award (06/30/2024)																		
11887	DARLINGTON	03/20/1945	Active	17	5	2	3	21.43%	0	16	0		2		P,VP	1		\$50.00
Exc Award (06/30/2021)																		



Club Health Assessment for District 32 C through February 2025

			Status	Membership							Reports					Finance		LCIF
Club Number	Club Name	Charter Date		Current Member Count	YTD Members Added	YTD Members Dropped	YTD Net Growth	YTD Net Growth%	Member Count 12 Months Ago	Avg. length of service for dropped members	Months Since Last MMR ***	Yrs. Since Last Officer Report	President Rotation	Vice President Reported ****	Months Since Last Activity Report ***	Account Balance	Donations for current Fiscal Year	
			Number of times on status quo within last two years	If below 15 members appears				If net loss is greater than 20% appears			If no report in 3 months appears in	When more than one year appears in	Number of repeat terms	Notes the officers that do not have an active	If no report at 12 months appears in red			
11826	DENMARK	11/21/1935	Active	9	0	0	0	0.00%	0		5		11	M,VP,SC	N/R			
11889	DILLON	07/24/1936	Active	52	1	0	1	1.96%	0		6			N	M,SC	0		
	Exc Award (06/30/2021)																	
11829	EDISTO ISLAND	06/12/1951	Active	93	14	10	4	4.49%	0	8	0			N	M,SC	5		
11830	EHRHARDT	10/23/1951	Active	4	0	0	0	0.00%	0		4		12	M,VP,SC	24+			
11831	ELLOREE	02/08/1938	Active	7	0	0	0	0.00%	0		21	1	None	P,S,T,M,VP SC	24+			
11832	ESTILL	05/14/1946	Active	9	0	0	0	0.00%	0		12	1	None	P,S,T,M,VP SC	24+			
11833	FAIRFAX	07/20/1937	Active	7	0	0	0	0.00%	0		11		6	R	SC	12		
11892	FLORENCE	12/10/1923	Active	40	3	3	0	0.00%	0	24	2		2	R	M,SC	0		
11893	FLORENCE EVENING	03/01/1967	Active	13	0	0	0	0.00%	0		5			N	M,SC	0	\$200.00	
	Exc Award (06/30/2018, 06/30/2021, 06/30/2022)																	
11834	GEORGETOWN	01/07/1946	Active	38	1	3	-2	-5.00%	0	20	1			R	SC	0		
	Exc Award (06/30/2019, 06/30/2020, 06/30/2021)																	
11835	GOOSE CREEK	11/14/1968	Active	24	3	1	2	9.09%	0	0	2		2	R		0		
	Exc Award (06/30/2018, 06/30/2020)																	
108676	GREATER LAKE CITY	06/17/2010	Active	11	0	5	-5	-31.25%	0	3	1			N	M,SC	2		
11897	HARTSVILLE	02/05/1945	Active	35	3	12	-9	-20.45%	0	13	4			R	SC	0		
	Exc Award (06/30/2016, 06/30/2018, 06/30/2020)																	
48923	HILTON HEAD ISLAND NOON	10/03/1988	Active	20	1	1	0	0.00%	0	9	4			N	M,SC	0	\$575.00	
	Exc Award (06/30/2018, 06/30/2021, 06/30/2022)																	
11841	JACKSON	11/07/1951	Active	10	0	0	0	0.00%	0		10		20	VP,SC	24+			
11899	JOHNSONVILLE	08/16/1951	Active	17	0	0	0	0.00%	0		5		4	R	M,SC	24+		
11900	KERSHAW	09/23/1940	Active	13	0	0	0	0.00%	0		5		8	R	M,SC	18		
11844	KINGSTREE	02/20/1946	Active	48	6	5	1	2.13%	0	11	0			N	M,SC	0	\$50.00	
	Exc Award (06/30/2017, 06/30/2021, 06/30/2022)																	
11903	LANCASTER	03/30/1933	Active	10	0	2	-2	-16.67%	0	20	9			N	M,SC	0		
	Exc Award (06/30/2023)																	



Club Health Assessment for District 32 C through February 2025

			Status	Membership							Reports					Finance		LCIF
Club Number	Club Name	Charter Date		Current Member Count	YTD Members Added	YTD Members Dropped	YTD Net Growth	YTD Net Growth%	Member Count 12 Months Ago	Avg. length of service for dropped members	Months Since Last MMR ***	Yrs. Since Last Officer Report	President Rotation	Vice President Reported ****	Months Since Last Activity Report ***	Account Balance	Donations for current Fiscal Year	
			Number of times on status quo within last two years	If below 15 members appears				If net loss is greater than 20% appears			If no report in 3 months appears in	When more than one year appears in	Number of repeat terms	Notes the officers that do not have an active	If no report at 12 months appears in red			
122553	Lee County	06/19/2014	Active	35	0	2	-2	-5.41%	0	7	3		2	R	M,SC	3		
	Exc Award (06/30/2016, 06/30/2017)																	
46637	LITTLE RIVER	11/26/1986	Active	30	6	2	4	15.38%	0	14	0			IP		0	\$2,020.00	
	Exc Award (06/30/2016, 06/30/2020, 06/30/2021)																	
11847	MANNING	08/29/1940	Active	28	3	1	2	7.69%	0	3	3		2	N	M	0		
	Exc Award (06/30/2017, 06/30/2020, 06/30/2021)																	
11907	MARION	04/22/1932	Active	4	0	0	0	0.00%	0		3		13		T,M,VP,SC	24+		
28105	MC BEE	03/06/1974	Active	19	1	0	1	5.56%	0		1			N	M,SC	17		
11845	MIDLAND VALLEY	07/10/1941	Active	30	0	0	0	0.00%	0		5			IP	M	13		
	Exc Award (06/30/2018, 06/30/2021, 06/30/2022)																	
11848	MONCKS CORNER	01/18/1945	Active	79	2	1	1	1.28%	0	54	1			N		0		
	Exc Award (06/30/2018, 06/30/2023, 06/30/2024)																	
11908	MULLINS	12/21/1945	Active	17	0	2	-2	-10.53%	0	26	4		5		M,VP,SC	11		
	Exc Award (06/30/2017, 06/30/2024)																	
11909	MYRTLE BEACH	07/19/1952	Active	44	14	8	6	15.79%	0	14	0		2	N		0	\$1,835.51	
	Exc Award (06/30/2017, 06/30/2021, 06/30/2022)																	
11850	NORTH AUGUSTA	12/11/1935	Active	17	0	0	0	0.00%	0		5				M,VP,SC	2	\$775.00	
	Exc Award (06/30/2024)																	
11911	NORTH MYRTLE BEACH	03/31/1949	Active	24	2	1	1	4.35%	0	7	1			R	SC	0	\$250.00	
	Exc Award (06/30/2022, 06/30/2023, 06/30/2024)																	
11912	OLANTA	04/21/1958	Active	10	0	0	0	0.00%	0		10		4	R	VP,SC	2		
11852	ORANGEBURG	06/07/1922	Active	41	0	2	-2	-4.65%	0	18	4			N	SC	0	\$2,000.00	
	Exc Award (06/30/2024)																	
11913	PAGELAND	02/25/1952	Active	18	0	0	0	0.00%	0		0		11	R	M,VP	1	\$100.00	
	Exc Award (06/30/2020, 06/30/2021)																	
43475	PAWLEYS ISLAND WACCAMAW NECK	02/23/1984	Active	33	2	3	-1	-2.94%	0	14	6		3	N	M	11		
	Exc Award (06/30/2018, 06/30/2021, 06/30/2022)																	
11918	SOCIETY HILL	06/19/1951	Active	11	0	2	-2	-15.38%	0	7	4		3		M,VP,SC	0	\$50.00	



Club Health Assessment for District 32 C through February 2025

			Status	Membership							Reports					Finance		LCIF
Club Number	Club Name	Charter Date		Current Member Count	YTD Members Added	YTD Members Dropped	YTD Net Growth	YTD Net Growth%	Member Count 12 Months Ago	Avg. length of service for dropped members	Months Since Last MMR ***	Yrs. Since Last Officer Report	President Rotation	Vice President Reported ****	Months Since Last Activity Report ***	Account Balance	Donations for current Fiscal Year	
			Number of times on status quo within last two years	If below 15 members appears			If net loss is greater than 20% appears			If no report in 3 months appears in			When more than one year appears in	Number of repeat terms	Notes the officers that do not have an active	If no report at 12 months appears in red		
Exc Award (06/30/2019)																		
11856	ST GEORGE	03/29/1946	Active(1)	9	0	5	-5	-35.71%	0	3	2		8		M,VP,SC	3		
Exc Award (06/30/2022)																		
11862	SUMMERTON	01/31/1945	Active	12	1	1	0	0.00%	0	28	5			R	M,SC	5		
11864	SUMMERVILLE NOON	04/02/1968	Active	35	5	2	3	9.38%	0	5	2		2	R		0		\$7,943.18
Exc Award (06/30/2018, 06/30/2020, 06/30/2021)																		
11865	SUMTER	04/06/1939	Active	12	1	0	1	9.09%	0		6			N	M,SC	0		\$1,000.00
58992	SUN CITY OKATIE	01/15/1997	Active	67	8	2	6	9.84%	0	12	0		2	R		0		
43618	SURFSIDE BEACH SOUTH STRAND	03/19/1984	Active	23	4	3	1	4.55%	0	10	0			N	M	6		\$1,000.00
Exc Award (06/30/2017, 06/30/2021)																		
11871	WALTERBORO	11/16/1935	Active	11	0	1	-1	-8.33%	0	8	8			IP	M,SC	10		

Clubs Cancelled Previous Fiscal Year – Clubs Cancelled within last 12 months may be reinstated

Club Number	Club Name	Charter Date	Current Status*	Cancellation Date
11814	BAMBERG	09/06/1935	Cancelled(6*)	10/29/2023
11824	CHARLESTON	12/14/1923	Cancelled(6*)	12/29/2023
11851	NORTH CHARLESTON	01/15/1946	Cancelled(8*)	12/29/2023
105900	SUMMERVILLE EVENING	06/19/2009	Cancelled(6*)	06/29/2024

Current Total Clubs Count	YTD New Clubs Count	YTD Cancelled Clubs Count	YTD Net Club Gain	Current Total Members Count	YTD Add	YTD Drop	YTD Net Growth	YTD Net Growth %	Member Count 12 Months Ago	Average Member Count Per Club	% of Clubs with less than 20 members	% No MMR in 3 Months	% No Officer Report in 12 Months	% of Clubs with balance 90+ days	Number of Clubs in Status Quo	% Status Quo Clubs in Financial Suspension	Number of Cancelled Clubs	Average Cancelled Club Age	Members Lost Due to Cancellation	% of Clubs Cancelled for Non-Financial Reasons
58	0	0	0	1,358	111	136	-25	-1.81%	0	23	53%	52%	7%	2%	1	0%	0	0	0	0%

* - P - Priority Club. Cancellation Reasons: 1-Objectives/conduct, 2-Non-active club, 5-Non-existing club, 6-Disbanding, 7-Merger, 8-Financial Suspension, 9-District/Multiple District Dues.

** - Abbreviation: P-President, S-Secretary, T-Treasurer, M-Member Chairperson, VP-First Vice President, MC-Communications Chairperson, SC-Service Chairperson

*** - Abbreviation: N/R - Never reported using the Lions Clubs website, N/A - Not applicable, No password registered for the Lions Clubs website.

**** - Abbreviation: N - New, IP - Immediate Past, R - Repeat.




Club Health Assessment for District 32 S through February 2025

			Status	Membership							Reports					Finance		LCIF
Club Number	Club Name	Charter Date		Current Member Count	YTD Members Added	YTD Members Dropped	YTD Net Growth	YTD Net Growth%	Member Count 12 Months Ago	Avg. length of service for dropped members	Months Since Last MMR ***	Yrs. Since Last Officer Report	President Rotation	Vice President Reported ****	Months Since Last Activity Report ***	Account Balance	Donations for current Fiscal Year	
			Number of times on status quo within last two years	If below 15 members appears				If net loss is greater than 20% appears			If no report in 3 months appears in	When more than one year appears in	Number of repeat terms		Notes the officers that do not have an active	If no report at 12 months appears in red		
Clubs more than two years old																		
11753	ABBEVILLE	09/19/1935	Active	24	1	0	1	4.35%	0		3			N	M	0		\$475.00
Exc Award (06/30/2016, 06/30/2018)																		
11754	ANDERSON	06/23/1922	Active	23	3	0	3	15.00%	0		3			N	M,SC	12		
Exc Award (06/30/2022)																		
11816	BATESBURG LEESVILLE	05/10/1927	Active	4	0	0	0	0.00%	0		8		8		M,VP,SC	24+		
11757	BELTON	07/11/1935	Active	30	2	2	0	0.00%	0	3	0			N		0		\$250.00
Exc Award (06/30/2022, 06/30/2023, 06/30/2024)																		
11758	BEREA	12/15/1952	Active(1)	31	7	4	3	10.71%	0	12	0			R		1		\$350.00
Exc Award (06/30/2023, 06/30/2024)																		
128137	Blue Ridge	06/30/2016	Active	29	0	1	-1	-3.33%	0	4	1				M,VP	3		\$1,050.00
Exc Award (06/30/2018, 06/30/2019, 06/30/2020)																		
150816	Blue Ridge History	05/17/2022	Cancelled(8*)	0	0	24	-24	-100.00%	0	3	2	1	None		P,S,T,M,VP SC SC	12	90+ Days	
11759	BOILING SPRINGS L C	09/22/1972	Active	28	4	1	3	12.00%	0	20	0			N		0		\$2,000.00
Exc Award (06/30/2020, 06/30/2021, 06/30/2022)																		
11879	CAYCE WEST COLUMBIA	07/22/1952	Active	21	0	1	-1	-4.55%	0	54	1		2		VP,SC	8		
136948	Cherokee County United	12/19/2018	Active	23	6	3	3	15.00%	0	1	1		4		VP	3		
Exc Award (06/30/2019, 06/30/2022, 06/30/2023)																		
11881	CHESTER	05/09/1934	Active	9	0	0	0	0.00%	0		17	1	None		P,S,T,M,VP SC SC	2		
11763	CLEMSON	11/02/1950	Active(1)	16	0	0	0	0.00%	0		19		5		M,VP,SC	24		
11883	COLUMBIA	04/11/1922	Cancelled(8*)	0	0	14	-14	-100.00%	0	16	2		None		P,S,T,M,VP SC SC	22	90+ Days	
Exc Award (06/30/2021)																		
128869	Columbia Northwest	09/09/2016	Active	20	1	0	1	5.26%	0		0		5	N	M	0		\$200.00
Exc Award (06/30/2017, 06/30/2023)																		
35170	DACUSVILLE	03/31/1978	Active	10	0	0	0	0.00%	0		13				P,S,M,VP,SC	6		
Exc Award (06/30/2023)																		
59636	DUE WEST	06/09/1997	Active	61	0	1	-1	-1.61%	0	27	1			N	SC	2		\$400.00
Exc Award (06/30/2018, 06/30/2019, 06/30/2020)																		



Club Health Assessment for District 32 S through February 2025

			Status	Membership							Reports					Finance		LCIF
Club Number	Club Name	Charter Date		Current Member Count	YTD Members Added	YTD Members Dropped	YTD Net Growth	YTD Net Growth%	Member Count 12 Months Ago	Avg. length of service for dropped members	Months Since Last MMR ***	Yrs. Since Last Officer Report	President Rotation	Vice President Reported ****	Months Since Last Activity Report ***	Account Balance	Donations for current Fiscal Year	
			Number of times on status quo within last two years	If below 15 members appears				If net loss is greater than 20% appears			If no report in 3 months appears in	When more than one year appears in	Number of repeat terms		Notes the officers that do not have an active	If no report at 12 months appears in red		
11766	EASLEY	03/15/1939	Active	28	0	2	-2	-6.67%	0	3	4				T,M,VP,SC	4	90+ Days	\$1,500.00
Exc Award (06/30/2018, 06/30/2022, 06/30/2024)																		
11895	GAFFNEY	04/02/1929	Active	7	2	0	2	40.00%	0		1		None		P,S,T,M,VP SC	23		
11896	GREAT FALLS	08/23/1945	Active	28	1	4	-3	-9.68%	0	8	1		17	R	P,S,M,VP,SC	2		
Exc Award (06/30/2022)																		
11861	GREATER IRMO	03/31/1967	Active	18	0	0	0	0.00%	0		7			N		1		
Exc Award (06/30/2022, 06/30/2024)																		
11770	GREENVILLE	08/15/1922	Active	8	0	0	0	0.00%	0		18	1	None		P,S,T,M,VP SC	23		
11771	GREENVILLE	05/01/1956	Active	5	0	0	0	0.00%	0		2		2	N	M,SC	5		
PLEASANTBURG																		
117902	GREENVILLE WEST END	09/26/2012	Active	14	0	0	0	0.00%	0		13		2		M,VP	4		
11773	GREENWOOD	02/11/1929	Active	47	3	3	0	0.00%	0	21	4			N		0		\$1,600.00
Exc Award (06/30/2018, 06/30/2019)																		
11774	GREER	01/29/1929	Active	49	0	7	-7	-12.50%	0	10	0			N		2		\$2,150.00
Exc Award (06/30/2019, 06/30/2020, 06/30/2024)																		
130725	Greer Centennial	04/21/2017	Active	33	2	2	0	0.00%	0	1	0				M,VP	0		
Exc Award (06/30/2018, 06/30/2019, 06/30/2024)																		
11775	HICKORY TAVERN	05/21/1952	Active	16	0	0	0	0.00%	0		8		3	N	P,M,VP,SC	1		
11777	INMAN	05/25/1951	Active	8	0	6	-6	-42.86%	0	8	3		2		M,VP,SC	24		\$300.00
11779	JOANNA	01/12/1956	Active	43	11	13	-2	-4.44%	0	10	1				M,VP,SC	0		\$1,000.00
Exc Award (06/30/2017, 06/30/2021, 06/30/2024)																		
11781	LANDRUM	02/06/1959	Active	25	3	2	1	4.17%	0	38	2			N	SC	2		
Exc Award (06/30/2021, 06/30/2023)																		
11782	LAURENS	08/03/1945	Active	8	0	1	-1	-11.11%	0	8	0		2		P,M,VP,SC	4		
Exc Award (06/30/2022)																		
11846	LEXINGTON	04/15/1927	Active	17	7	18	-11	-39.29%	0	7	0			R		1		
Exc Award (06/30/2019, 06/30/2023, 06/30/2024)																		
11783	LIBERTY	04/23/1954	Active	14	0	0	0	0.00%	0		8		7	R		12		\$100.00
Exc Award (06/30/2023)																		




Club Health Assessment for District 32 S through February 2025

Club Number	Club Name	Charter Date	Status	Membership							Reports					Finance	LCIF
				Current Member Count	YTD Members Added	YTD Members Dropped	YTD Net Growth	YTD Net Growth%	Member Count 12 Months Ago	Avg. length of service members	Months Since Last MMR ***	Yrs. Since Last Officer Report	President Rotation	Vice President Reported ****	Months Since Last Activity Report ***	Account Balance	Donations for current Fiscal Year
			Number of times on status quo within last two years	If below 15 members appears				If net loss is greater than 20% appears			If no report in 3 months appears in	When more than one year appears in	Number of repeat terms	Notes the officers that do not have an active	If no report at 12 months red		
11784	MAULDIN	01/16/1967	Active	12	1	3	-2	-14.29%	0	13	1			N	SC	1	
11785	MC CORMICK	10/17/1928	Active	43	1	3	-2	-4.44%	0	22	0			N	M,VP,SC	2	
	Exc Award (06/30/2022)																
11910	NEWBERRY	10/30/1928	Active	8	0	0	0	0.00%	0		10		7		M,VP,SC	0	
11786	NINETY SIX	01/10/1945	Active	23	2	1	1	4.55%	0	55	2			N	P,SC	0	\$250.00
	Exc Award (06/30/2023)																
11787	PACOLET	01/09/1967	Active	10	4	4	0	0.00%	0	16	2		3	R	P,T,M,SC	5	
	Exc Award (06/30/2022)																
11790	PICKENS	07/16/1936	Active	4	0	0	0	0.00%	0		15	1	None		P,S,T,M,VP SC	16	
11791	PIEDMONT	05/15/1952	Active	43	0	1	-1	-2.27%	0	34	1			N		1	\$800.00
	Exc Award (06/30/2022, 06/30/2023, 06/30/2024)																
30466	RIVER HILLS LAKE WYLIE	03/28/1975	Active	146	14	10	4	2.82%	0	11	0			N	SC	1	\$1,000.00
	Exc Award (06/30/2016, 06/30/2023, 06/30/2024)																
11915	ROCK HILL	04/29/1929	Active	9	1	2	-1	-10.00%	0	15	1				S,T,M,VP,SC	2	
11794	SALEM	10/17/1966	Active	44	6	5	1	2.33%	0	1	0		2	N		1	\$5,120.00
	Exc Award (06/30/2021, 06/30/2022, 06/30/2023)																
11795	SALUDA	06/22/1937	Cancelled(8*)	0	0	13	-13	-100.00%	0	20	2		None		P,S,T,M,VP SC	9	90+ Days
	Exc Award (06/30/2023)																
11796	SENECA	01/25/1945	Active	17	0	1	-1	-5.56%	0	18	2			N	M,SC	1	\$2,100.00
	Exc Award (06/30/2023)																
11798	SLATER MARIETTA	02/19/1951	Active(1)	28	0	0	0	0.00%	0		15			N	P,SC	9	
142574	South Carolina Cyber	08/21/2020	Active(2)	18	2	0	2	12.50%	0		1		5	N		2	
	Exc Award (06/30/2021)																
11799	SPARTANBURG	05/23/1922	Active	60	3	8	-5	-7.69%	0	16	1			N	SC	12	\$300.00
	Exc Award (06/30/2019, 06/30/2021)																
111089	SPARTANBURG SOUTHSIDE	05/17/2011	Active	108	36	8	28	35.00%	0	2	0			N		0	\$106.60
	Exc Award (06/30/2019, 06/30/2021, 06/30/2022)																
11801	TAYLORS	10/19/1950	Active	38	2	1	1	2.70%	0	45	3				M,VP	1	



Club Health Assessment for District 32 S through February 2025

			Status	Membership						Reports					Finance		LCIF
Club Number	Club Name	Charter Date		Current Member Count	YTD Members Added	YTD Members Dropped	YTD Net Growth	YTD Net Growth%	Member Count 12 Months Ago	Avg. length of service for dropped members	Months Since Last MMR ***	Yrs. Since Last Officer Report	President Rotation	Vice President Reported ****	Months Since Last Activity Report ***	Account Balance	Donations for current Fiscal Year
			Number of times on status quo within last two years	If below 15 members appears				If net loss is greater than 20% appears			If no report in 3 months appears	When more than one year appears in	Number of repeat terms	Notes the officers that do not have an active	If no report at 12 months appears in red		
Exc Award (06/30/2022, 06/30/2024)																	
29111	TEGA CAY	04/15/1974	Active	53	7	0	7	15.22%	0		0			N	M	0	\$160.00
Exc Award (06/30/2017, 06/30/2020, 06/30/2024)																	
11802	THE MATHEWS	01/28/1952	Active	31	10	7	3	10.71%	0	4	0		3	N		0	\$2,600.00
Exc Award (06/30/2018, 06/30/2019, 06/30/2024)																	
59788	TRAVELERS REST	06/26/1997	Active	11	0	0	0	0.00%	0		8		4		M,VP,SC	6	
11920	UNION	08/26/1936	Active	24	0	0	0	0.00%	0		8		7	N		0	
Exc Award (06/30/2020, 06/30/2022, 06/30/2024)																	
11805	WALHALLA	07/17/1945	Active	5	0	0	0	0.00%	0		12	1	None		P,S,T,M,VP SC	23	
11806	WARE SHOALS	01/15/1945	Active(1)	17	3	0	3	21.43%	0		1				S,M,VP,SC	12	
11922	WINNSBORO	05/22/1935	Active	39	3	4	-1	-2.50%	0	13	0		6	R	SC	0	\$1,000.00
Exc Award (06/30/2020, 06/30/2021, 06/30/2024)																	
130008	Woodruff Centennial	02/14/2017	Active	7	2	3	-1	-12.50%	0	7	0			N	S,M,VP,SC	3	
Exc Award (06/30/2021)																	

Clubs Cancelled Previous Fiscal Year – Clubs Cancelled within last 12 months may be reinstated

Club Number	Club Name	Charter Date	Current Status*	Cancellation Date
136800	Columbia Veterans	12/05/2018	Cancelled(8*)	12/29/2023
11808	WESTMINSTER	11/16/1950	Cancelled(8*)	12/29/2023

Current Total Clubs Count	YTD New Clubs Count	YTD Cancelled Clubs Count	YTD Net Club Gain	Current Total Members Count	YTD Add	YTD Drop	YTD Net Growth	YTD Net Growth %	Member Count 12 Months Ago	Average Member Count Per Club	% of Clubs with less than 20 members	% No MMR in 3 Months	% No Officer Report in 12 Months	% of Clubs with balance 90+ days	Number of Clubs in Status Quo	% Status Quo Clubs in Financial Suspension	Number of Cancelled Clubs	Average Cancelled Club Age	Members Lost Due to Cancellation	% of Clubs Cancelled for Non-Financial Reasons
55	0	3	-3	1,495	150	183	-33	-2.16%	0	27	45%	38%	7%	2%	0	0%	3	90	51	-67%

* - P - Priority Club. Cancellation Reasons: 1-Objectives/conduct, 2-Non-active club, 5-Non-existing club, 6-Disbanding, 7-Merger, 8-Financial Suspension, 9-District/Multiple District Dues.

** - Abbreviation: P-President, S-Secretary, T-Treasurer, M-Member Chairperson, VP-First Vice President, MC-Communications Chairperson, SC-Service Chairperson

*** - Abbreviation: N/R - Never reported using the Lions Clubs website, N/A - Not applicable, No password registered for the Lions Clubs website.

**** - Abbreviation: N - New, IP - Immediate Past, R - Repeat.